

Draw a line to make a match.

The cow jumping
over the moon



And there were
three little bears
sitting on chairs



And a comb and
a brush and a bowl
full of mush



And a quiet old
lady who was
whispering "hush"



And there were three little bears sitting on chairs



And a comb and a brush and a bowl full of mush



And a quiet old lady who was whispering "hush"



The cow jumping over the moon

Draw a line to make a match.

Goodnight kittens



And goodnight mittens

And
Goodnight mittens



And goodnight mouse

Goodnight
little house







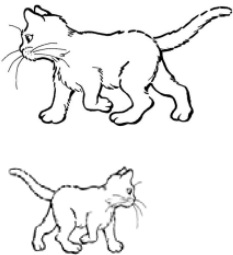

Goodnight kittens


And
Goodnight mouse







Goodnight little house

Rhyme Time!

 <p>House</p>	<p>Mouse</p>	 <p>Balloon</p>	<p>Moon</p>
 <p>Socks</p>	<p>Clocks</p>	 <p>Bear</p>	<p>Chair</p>
 <p>Kittens</p>	<p>Mittens</p>	 <p>Hush</p>	<p>Mush</p>



Let's find the rhyming words!



ecs74@naver.com

→300



Matching in the great green room!

Draw a line from the pictures to their correct names.



Mittens



Mouse



Cow jumping over the moon



Bowl of mush



Old lady



Bears



Little house

Pictures by Clement Hurd

REPRODUCIBLE ACTIVITY

Find out more at www.harperchildrens.com

Add some color to the great green room.



Pictures by Clement Hurd

REPRODUCIBLE ACTIVITY

Find out more at www.harperchildrens.com

Help your child get familiar with his or her surroundings. Say “goodnight” to the objects in his or her room. How many objects can he or she identify?



Picture by Clement Hurd


REPRODUCIBLE ACTIVITY

Find out more at www.harperchildrens.com

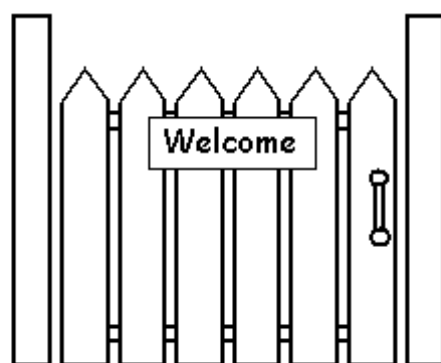
Name: _____

Letter Gg

These pictures begin with the letter **Gg**. Say the name of each out loud and listen for the **Gg** sound. Color the pictures.




goat



gate



girl



goose




Name: _____

Letter Gg

These pictures end with the letter **Gg**. Say the name of each out loud and listen for the **Gg** sound. Color the pictures.




dog



frog



egg



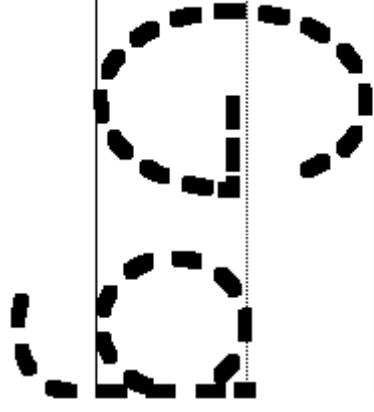
pig




2



G says guh, g says guh.
Big G, little g, guh guh guh.

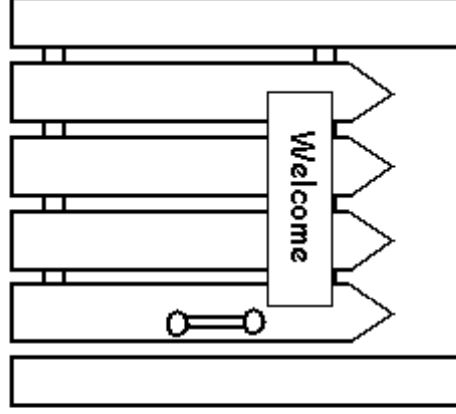


My Itsy Bitsy Letter G Book




Name: _____


Gate starts with g.
Guh guh guh.



Goose starts with g.
Guh guh guh.




Grapes start with g.
Guh guh guh.



Goat starts with g.
Guh guh guh.






Girl starts with g.
Guh guh guh.



KidZone.ws
Itsy Bitsy Books

Free printables from:
<http://www.kidzone.ws>





사용방법 : 각각의 그림을 잘라서 코팅한 후 책을 읽으면서
순서대로 나열해 보세요... 아기 토끼가 코~ 잠들기가 이렇
게 어려워서야☺ 불면증 토끼?☺